

PROBLEM SET 2-1
(Relations and Functions)

Graph each relation.

1. $\{(-1,3), (-2,1), (-3,-3), (-4,-5)\}$

2. $\left\{(-1,0), \left(\frac{1}{2}, -1\right), \left(0, \frac{1}{2}\right), \left(-1, -\frac{1}{2}\right)\right\}$

Make a mapping diagram for each relation.

3. $\{(-2,8), (-1,1), (0,0), (1,1), (2,8)\}$

4. $\{(5,10), (10,5), (15,20), (20,15)\}$

Determine whether each relation is a function.

5. $\{(1,1), (2,2), (3,5), (4,10), (5,15)\}$

6. $\left\{\left(-3, \frac{2}{5}\right), \left(-2, \frac{3}{5}\right), \left(\frac{3}{2}, -5\right), \left(5, \frac{2}{5}\right)\right\}$

For each function, find $f(-5)$, $f(-3)$, $f\left(\frac{1}{2}\right)$, and $f(4)$

7. $f(y) = -3y - 2$

8. $f(x) = -x - 7$

9. $f(x) = 2x - 3$

10. $f(x) = \frac{5}{6}x + \frac{1}{3}$

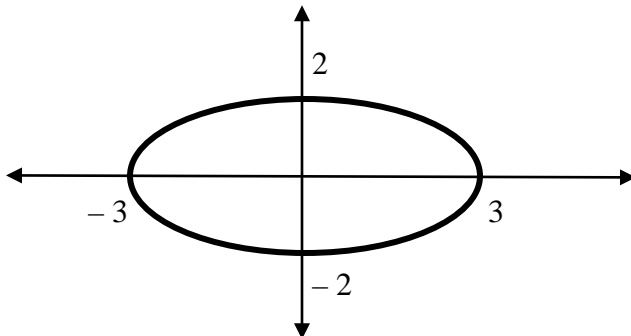
State the domain and range of each relation and determine whether it's a function.

11. $\{(-1,1), (-2,2), (-3,3), (-4,4)\}$

12. $\left\{\left(\frac{3}{2}, -\frac{1}{2}\right), \left(\frac{5}{2}, \frac{1}{2}\right), \left(\frac{1}{2}, \frac{1}{2}\right), \left(-\frac{3}{2}, \frac{1}{2}\right)\right\}$

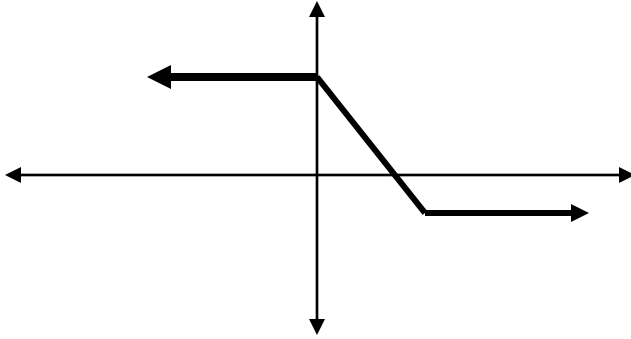
13. $\{(-1,2), (-2,5), (-2,7), (0,2), (9,2)\}$

14.

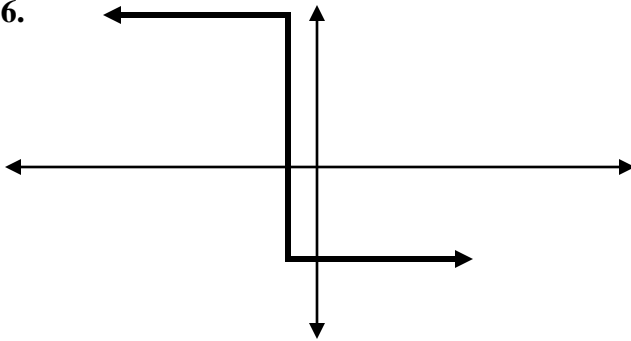


Determine whether each graph represents y as a function of x .

15.



16.



Suppose $f(x) = 2x + 5$ and $g(x) = -\frac{1}{3}x + 2$. Find the value of each.

17. $f(-4)$

18. $2g(7)$

19. $-2f(x+1)$

20. $\frac{f(1)}{g(3)}$

21. $\frac{f(-2)}{g(f(-2)+1)}$