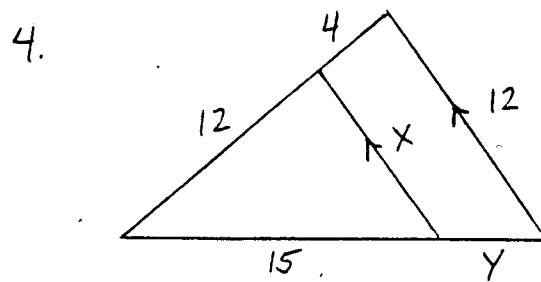
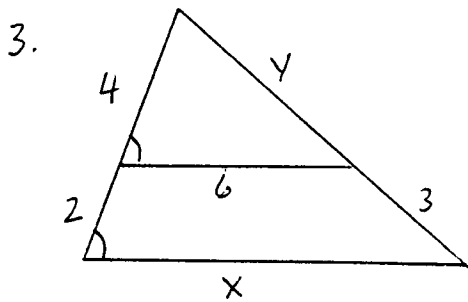
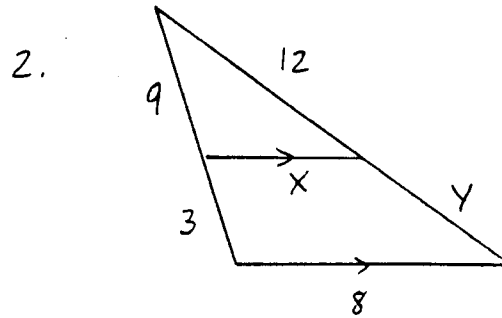
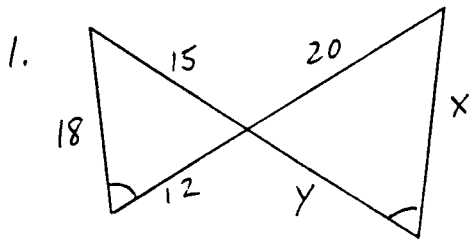
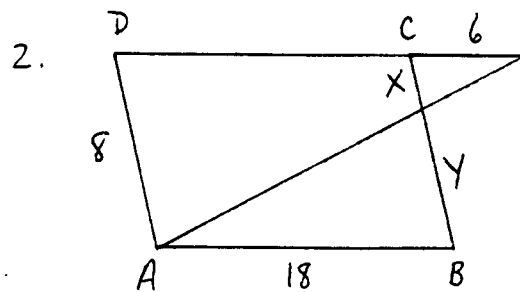
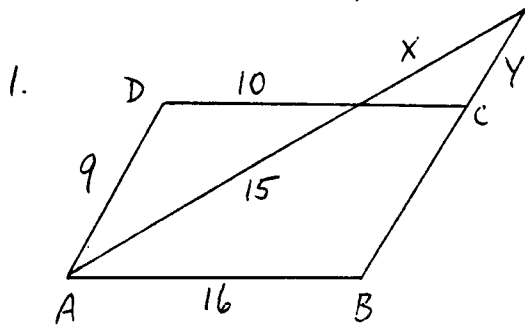


I. FIND THE VALUES OF X AND Y:



II. ABCD IS A \square ; FIND X AND Y:



III. COMPLETE THE CHART:

| | | | | | | | | |
|----|----|----|----|----|----|----|----|----|
| 1. | AR | RT | AT | AN | NP | AP | RN | TP |
| | 6 | 4 | | 9 | | | | 15 |
| 2. | 12 | | 20 | | | 30 | 15 | |
| 3. | | 18 | | | 26 | | 12 | 36 |

